



International Journal of Innovative Research in Science Engineering and Technology (IJIRSET)

(A Monthly, Peer Reviewed, Refereed, Scholarly Indexed, Open Access Journal)



Impact Factor: 8.699

Volume 14, Issue 4, April 2025

Rice Leaf Disease Detection and Remedies using Deep Learning

Mr.Dinesh Kumar.S¹, Murali S², Arun S³, Logeswaran S⁴, Vignesh S⁵

Assistant professor, Department of Computer Science and Engineering, Mahendra Institute of Technology, India¹

Department of Computer Science and Engineering, Mahendra Institute of Technology, India²³⁴

ABSTRACT- Rice, a critical food staple cultivated globally, faces significant productivity challenges from leaf diseases that reduce yields and cause economic damage. Traditional disease identification methods are typically manual, slow, and require specialized expertise. Automated detection systems offer farmers a way to identify leaf diseases with minimal human involvement. Earlier research in rice leaf disease identification primarily employed image processing techniques combined with machine learning algorithms. These approaches extracted specific features such as color attributes, textural patterns, vein structures, and lesion morphology from images of diseased leaves. Machine learning models then classified diseases based on these extracted characteristics. Deep learning approaches have emerged as particularly effective for disease detection, as they can identify complex patterns from large datasets without requiring explicit feature extraction. This systematic review examines various deep learning methodologies applied to rice leaf disease detection, including transfer learning, ensemble approaches, and hybrid techniques. The review also evaluates how effectively these methods address various challenges in the field. The review provides detailed information on model architectures, hyperparameter configurations, fine-tuning strategies, and performance evaluation metrics used across different studies. Additionally, it addresses limitations in existing research and suggests potential directions for developing more accurate and efficient rice leaf disease detection systems in the future.

KEYWORDS: Automated Diagnosis, Rice Diseases, Crop Health Management, Disease Detection System, Real-Time Image Analysis.

I. INTRODUCTION

This paints a clear picture of India's agricultural importance and the critical role crop health plays in sustaining food security and economic stability. The emphasis on pathogen-induced infections and their far-reaching consequences highlights the urgency for innovative solutions in agriculture. That's an important point! Early disease identification and timely use of appropriate pesticides not only help to prevent soil pollution but also minimize environmental harm and ensure healthy crop growth. Incorporating precise and sustainable agricultural practices, such as targeted pesticide application and integrating biological or botanical options, plays a crucial role in protecting both crops and the ecosystem [1]. Rice, serving as a vital food source for a significant portion of the global population, contends with a range of diseases that pose substantial threats to crop yield and food availability. Traditional methods of detecting and managing these diseases in rice cultivation often rely on labor-intensive manual approaches, resulting in delays in diagnosis and less effective treatment strategies [2].

This introduction clearly emphasizes the revolutionary potential of combining Convolutional Neural Networks (CNNs) with real-world agricultural practices. By equipping farmers with tools for real-time rice disease diagnosis and tailored treatment recommendations, it bridges the gap between innovation and accessibility. The high accuracy of the CNN model and the user-friendly interface underscore its practicality in mitigating yield losses and enhancing food security. This comprehensive analysis underscores the critical importance of improving rice production to meet growing food demands, particularly in a country like India, where agriculture is vital for economic and social stability. The integration of innovative practices like coordinated harvest management, advanced irrigation systems, and the development of new cultivars is pivotal. Addressing the impact of rice crop illnesses, which contribute to significant production losses, further highlights the urgency for targeted disease management.

The potential role of intelligent systems, especially those employing adaptable, learning-based approaches, emerges as a key solution. These systems promise enhanced efficiency in identifying and combating challenges such as crop diseases, paving the way for sustainable agricultural practices.

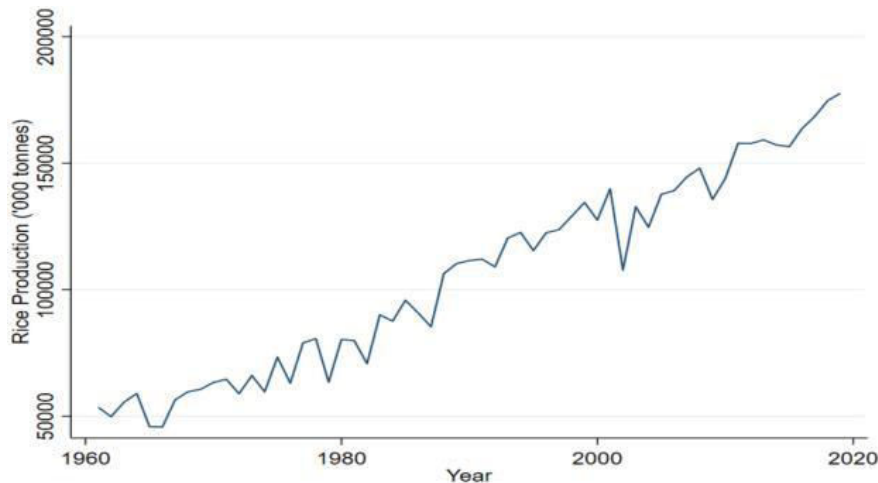


Fig.1. Visual Insights into India's Rice Production

Smart farming technologies are making remarkable strides in addressing challenges like crop yield optimization and pest management[3]. As you've pointed out, machine learning plays a pivotal role in identifying and diagnosing pests and diseases affecting crops like rice. The three-step approach—segmentation and preprocessing, feature extraction, and type recognition—ensures high precision in detection and classification, providing actionable insights for farmers. Additionally, combining these technologies with tools such as Internet of Things (IoT) sensors, drones, and blockchain for supply chain transparency can further enhance smart farming practices. These innovations empower farmers to make data-driven decisions, improve resource management, and ultimately increase productivity.

The advancements you mentioned truly showcase how cutting-edge techniques like machine learning (ML) and deep learning (DL) are revolutionizing agricultural practices, especially for rice disease detection and management. The incorporation of methods like GLCM with random forest, decision trees, CNNs for real-time detection, and solutions like the Rice Transformer highlight how combining various technologies can achieve impressive accuracy rates. Drone imagery and the integration of sensor data further offer exciting opportunities for early detection, reducing time and effort for farmers while improving crop management. These innovations don't just boost yields—they also play a critical role in enhancing global food security, addressing challenges posed by diseases and pests.

II. TYPES OF DISEASE

Smart farming leverages emerging technologies like AI, machine learning, computer vision, and satellite photography to enhance agriculture. These innovations improve crop monitoring, pest detection, disease management, and yield prediction, enabling precision agriculture and sustainable farming. Examples include using ML for rice disease diagnosis with high accuracy and drones for early detection, ensuring food security and efficiency.

Brown Spot

Brown spot is indeed a significant challenge for rice production, impacting both seedlings and mature plants. Its ability to reduce seedling survival rates and hinder grain yield underscores the need for proactive management. As you mentioned, its spread through environmental factors like raindrops and irrigation water, along with its prevalence in warm and humid climates, makes it a persistent threat. Effective management combines the use of resistant rice varieties, proper cultural practices such as crop rotation and adequate field drainage, and timely applications of bactericides or fungicides. The integration of smart farming technologies, such as drone surveillance for early detection and machine learning for disease diagnosis, further empowers farmers to combat brown spot effectively.



Fig.2. Brown Spot

Bacterial Leaf Blight

Bacterial leaf blight, caused by pathogens like *Xanthomonas oryzae* pv. *oryzae* in rice and *Xanthomonas campestris* pv. *campestris* in cruciferous vegetables, poses significant threats to crop health. The disease manifests as dark lesions on leaves, spreading rapidly in warm, humid conditions. Effective management involves using resistant crop varieties, applying bactericides, practicing crop rotation, and ensuring proper irrigation and debris removal.



Fig.2.2. Bacterial Leaf Blight

Bacterial leaf blight is a destructive plant disease that begins with water-soaked lesions on leaves, progressing to brown or black patches, significantly affecting crop health and yield. Its rapid spread under warm and humid conditions makes it a severe threat, especially in regions with conducive environmental factors. Effective management combines planting disease-resistant varieties, practicing crop rotation, applying copper-based bactericides, and cultural practices like proper irrigation and removing infected plant debris. Early detection and intervention remain critical to safeguarding crop productivity and quality.

Leaf Blast

Leaf blast is a devastating fungal disease affecting rice crops, caused by the fungus *Pyricularia oryzae*.



Fig.3. Leaf Blast

Leaf blast, caused by *Magnaporthe oryzae*, primarily affects rice leaves, beginning as water-soaked, spindle-shaped lesions that later turn brown or gray. The disease thrives in warm and humid conditions, spreading quickly and threatening global rice production. Effective management includes planting resistant rice varieties, applying fungicides when necessary, and practicing cultural methods like proper field drainage and crop rotation. Integrated disease management and early detection are vital for reducing yield losses and ensuring sustainable rice cultivation.

Tungro

Tungro, a significant viral disease in rice crops, is prevalent in South and Southeast Asia, caused by Rice tungro bacilliform virus (RTBV) and Rice tungro spherical virus (RTSV). It is primarily transmitted by green leafhoppers, and symptoms include stunted plant growth, yellow or orange discoloration of leaves, and reduced tillering and grain yield.



Fig.4. Tungro

Tungro is a viral disease transmitted by the green leafhopper (*Nephotettix virescens*), causing significant yield losses in rice. Symptoms include yellowing or reddening of leaves, reduced grain filling, and stunted growth, which lower crop productivity. Management involves planting resistant rice varieties, controlling vector populations with pesticides or cultural methods, and implementing integrated pest management (IPM) techniques. These approaches aim to reduce the disease's impact and support sustainable rice production.

Bacterial Leaf Blight

Leaf Blight, another formidable adversary of rice crops, demands strategic intervention to safeguard plant health. Chemical pesticides such as Nitrogen Fertilizers and Phosphorus Fertilizers prove indispensable in mitigating Leaf Blight's impact by bolstering plant resilience. Meanwhile, botanical remedies like Neem Oil, Ginger Extract, and Aloe Vera Extract offer natural alternatives for disease control. Biological agents such as *Bacillus subtilis*, *Streptomyces* spp., and *Baculovirus* exhibit promising outcomes in managing Leaf Blight outbreaks effectively.

Leaf Blast

Leaf Blast, a common affliction of rice plants, can be effectively managed through a range of remedies designed to combat its spread. Chemical methods involving Nitrogen Fertilizers and Phosphorus Fertilizers play a crucial role in controlling Leaf Blast progression by addressing nutrient deficiencies. Botanical alternatives like Neem Oil, Ginger Extract, and Aloe Vera Extract offer environmentally friendly options for containment. Furthermore, biological control agents such as *Bacillus subtilis*, *Streptomyces* spp., and *Baculovirus* demonstrate promising results in curtailing Leaf Blast outbreaks, providing a holistic approach to disease management in rice cultivation.

Tungro

Tungro, a persistent menace in rice cultivation, necessitates a comprehensive approach to containment. Chemical pesticides like Balanced NPK Fertilizers and Zinc Sulfate are pivotal in mitigating Tungro's spread by addressing nutrient imbalances. Botanical remedies such as Neem Oil, Garlic Extract, and Neem Cake (Neem Seed Kernel)

present viable options for eco-friendly control measures. Furthermore, the application of biological agents such as *Bacillus thuringiensis* (Bt) and *Trichoderma* spp. showcases promising results in curbing Tungro infestations.

III. METHODOLOGY

Remedies for Each Disease Brown Spot

Brown Spot is a major concern in rice cultivation, requiring diverse strategies for effective management. Chemical solutions, such as spraying Mancozeb or Edifenphos at recommended intervals, help control outbreaks, while botanical alternatives like Neem Oil and Papaya Leaf Extract offer eco-friendly options. Biological methods, including the use of *Pseudomonas fluorescens* for seed treatment, show promise in suppressing the disease. Advancements in rice disease detection leverage machine learning, deep learning, and agricultural sensors. Techniques range from traditional preprocessing and feature extraction to state-of-the-art deep learning architectures and drone imagery for automated detection. These innovations not only enhance precision in monitoring but also pave the way for sustainable farming practices.

A. Block Diagram of Methodology

The block diagram illustrates the architecture of the Convolutional Neural Network (CNN) employed for rice leaf disease detection is as follows:

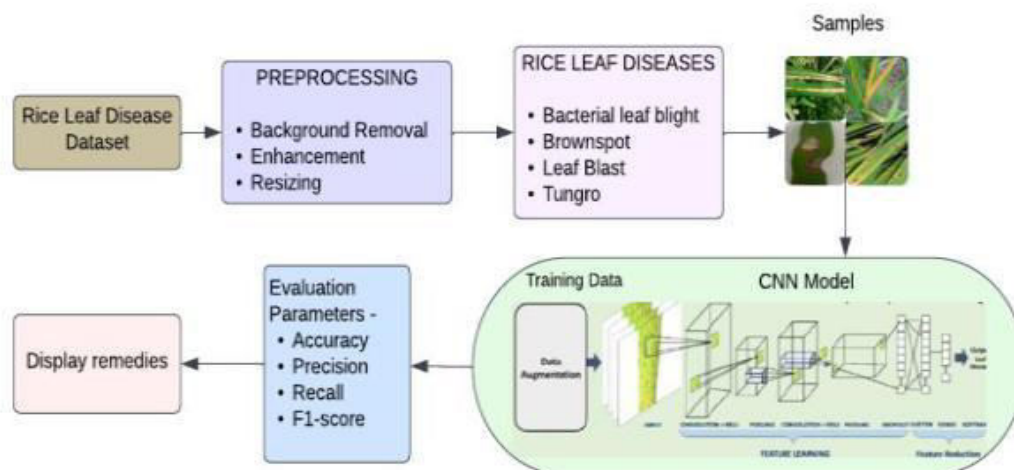


Fig.5. Block Diagram

Input Data Collection:

Creating a high-quality dataset for rice disease detection involves collecting diverse, high-resolution images of both healthy plants and those affected by diseases like leaf blast, bacterial leaf blight, brown spot, and tungro. Proper annotation ensures the dataset's accuracy and effectiveness for training models. For instance, in a study on rice disease identification using CNN, the initial dataset of 5932 samples was refined to 5326 after preprocessing, with all images standardized to 256x256 pixels for consistency. Training over 20 epochs with a batch size of 32 optimized computational efficiency and model performance. Advanced techniques like this, along with ongoing innovations in dataset creation and processing, are crucial for enhancing the precision of disease detection models and supporting sustainable agriculture.




Fig.6. Input Data

Data Labeling and Data Splitting:

When creating datasets for rice disease detection models, meticulous labeling of images ensures classification by disease type or health status. Afterward, the dataset is typically divided into Training, Testing, and Validation sections, following an 80:10:10 ratio. This structured segmentation enhances the model's ability to learn effectively during training, ensures robust testing for accuracy, and validates its generalization across unseen data. These careful preparations play a critical role in developing high-performing models capable of reliable disease detection.

Performance Evaluation:

Evaluation assesses the robustness of the model by comparing predictions to ground truth labels, exploring metrics like Precision, Recall, F1-Score, and Accuracy to ensure reliability across diverse datasets. Adjusting training and testing ratios further validates generalization and adaptability, supporting real-world agricultural settings.

Disease Detection:

Utilizing evaluation parameters, CNNs achieve superior accuracy in identifying and classifying diseases like leaf blast, bacterial leaf blight, brown spot, and tungro. This advancement enhances the precision and efficacy of traditional detection methods.

Remedies Suggestion:

Based on detection results, tailored solutions—including botanicals, bio-pesticides, and chemicals—are proposed to mitigate the impact of diseases, promoting crop health and yield optimization.

B. Convolutional Neural Network

Convolutional Neural Networks (CNNs), a subset of deep neural networks, are integral to applications involving structured grid data, such as time-series analysis, speech recognition, image classification, and computer vision. Inspired by the human visual cortex, they are designed to autonomously extract and hierarchically process spatial features from input images. This adaptability enables CNNs to efficiently learn patterns and characteristics in data for varied tasks like segmentation, object detection, and image processing.

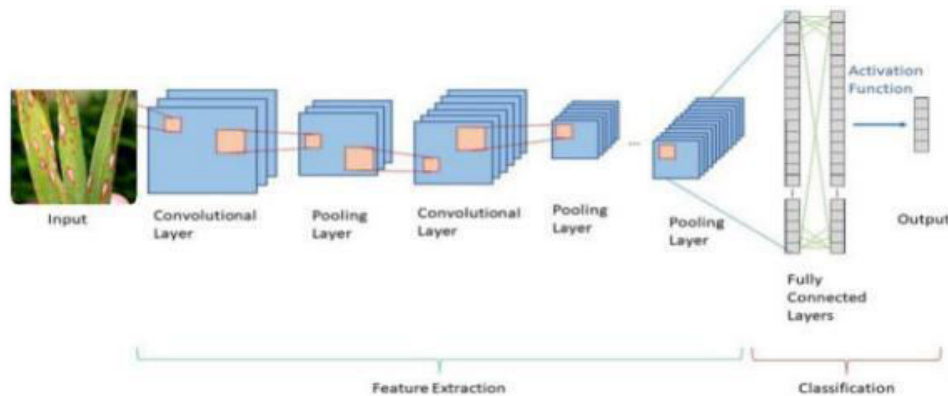


Fig. 7. Convolutional Neural Network Model

CNNs consist of several layers, each serving a specific purpose:

Convolutional Neural Networks (CNNs) have emerged as a transformative tool in agricultural diagnostics, particularly for rice disease detection, leveraging the computational power of Python and robust libraries such as TensorFlow, Keras, NumPy, and Pandas. These models exhibit an exceptional ability to process raw input data, extracting critical patterns through layers like convolutional and pooling, and culminating in classifications powered by fully connected layers. The integration of activation functions, such as ReLU, adds non-linearity, enabling the model to grasp intricate data representations and achieve high precision in tasks like image classification and disease segmentation.

The research detailed in this implementation demonstrates the efficacy of CNNs in categorizing rice diseases such as blast, blight, brown spot, and tungro with an impressive 98% accuracy and a minimal loss rate. By utilizing confusion matrices, training and validation accuracy, and performance metrics like precision, recall, and F1 scores, the study ensures a comprehensive evaluation of the model's reliability and adaptability. These metrics not only highlight its performance but also aid in optimizing its robustness for real-world applications.

Moreover, the integration of a user-friendly website built with Streamlit exemplifies the accessibility of cutting-edge technology. This platform allows farmers to upload images of diseased rice leaves and receive instant diagnostic results alongside tailored treatment recommendations categorized into biopesticides, botanical pesticides, and chemical solutions. This seamless interface bridges the gap between advanced machine learning models and everyday agricultural practices, ensuring that insights are readily available to those in need. The flexibility of the system extends further with the incorporation of Google Colab for scalable and collaborative deep learning model training. This cloud-based platform enhances computational efficiency, facilitating the development of sophisticated models that can be accessed and deployed universally. Looking ahead, these advancements open avenues for integrating hybrid models, including CNN-LSTM frameworks, to predict disease progression by combining spatial and temporal data analysis. Additionally, enhancing the platform with IoT and drone technologies could provide real-time field monitoring, offering large-scale insights into environmental conditions and disease prevalence. By uniting state-of-the-art deep learning models with accessible interfaces and scalable technologies, this research not only transforms the way agricultural diagnostics are conducted but also paves the way for smarter, sustainable farming practices. Its holistic approach ensures that farmers are empowered with actionable intelligence, enhancing both crop resilience and productivity while promoting sustainable development in agriculture.

IV. RESULTS

It sounds like you've described an impressive application of CNN models in agriculture! The integration of such cutting-edge technology indeed opens new frontiers for crop management and disease detection, making farming more efficient and sustainable. With metrics like precision, recall, and the F1 score, researchers can fine-tune these models for even better performance, ensuring minimal errors and optimal results. If you're interested in exploring another

agricultural application of machine learning, the use of object detection models for monitoring pest populations is worth mentioning. By identifying and quantifying pests in real-time using images from farms, these models can assist in timely interventions and reduce crop loss significantly.

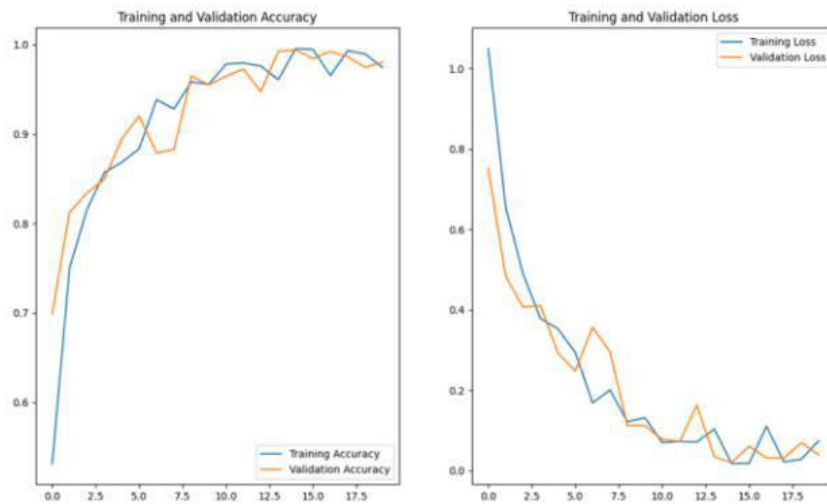


Fig.8 Graph representation of existing method.

Disease Name	Accuracy	Precision	Recall	F1-Score
Bacterial Blight	0.97	0.99	0.96	0.97
Leaf Blast	0.96	0.96	0.99	0.98
Brown Spot	0.95	0.96	0.97	0.97
Tungro	0.98	1.00	0.98	0.99

Table 1. Classification Report

The CNN models achieve impressive accuracy in rice disease detection, with metrics like precision, recall, and F1 scores validating their effectiveness. Another area worth exploring is their application in pest monitoring for timely interventions and reduced crop losses.

Single Sample Prediction:

Expanding on this idea, another significant application could be incorporating mobile applications equipped with the trained CNN model. Such apps would allow farmers to capture images directly from their smartphones, enabling instant, on-the-go disease diagnosis without needing an internet connection. This feature would be particularly beneficial in remote areas with limited connectivity. Moreover, integrating geo tagging alongside image analysis could assist in mapping disease prevalence across regions. This could empower agricultural stakeholders with spatial insights, enabling them to predict potential outbreaks and implement region-specific disease management strategies effectively.




Fig. 9. Single Sample Prediction

Another enhancement could involve leveraging ensemble learning techniques. By combining multiple models, such as CNNs and decision trees, we can improve accuracy and resilience in identifying rice diseases. This approach reduces the impact of biases inherent to individual models and offers a more robust solution. Additionally, incorporating real-time weather data and predictive analytics could help farmers anticipate disease outbreaks, enabling preventative measures before visible symptoms appear. This integration would further elevate agricultural sustainability and resilience in crop management.

The study effectively highlights the application of Convolutional Neural Networks (CNNs) in detecting and managing rice leaf diseases, showcasing a seamless blend of deep learning techniques with practical agricultural applications. By achieving an impressive 98% accuracy rate and maintaining a low loss value of 0.0669, the model demonstrates its robust capability in categorizing diseases like blast, blight, brown spot, and tungro. The use of evaluation metrics such as accuracy, precision, recall, and F1 score underscores the model's efficiency and reliability in disease classification, while tools like confusion matrices provide detailed insights into both accurate and incorrect classifications. This structured evaluation not only ensures precision but also establishes a solid foundation for further improvement. Training and validation graphs further augment this process, allowing researchers to track the model's optimization, detect overfitting, and improve its adaptability for real-world deployment. Additionally, the model's functionality extends beyond research to practical utility, as evidenced by the integration of a user-friendly web application built using Streamlit.

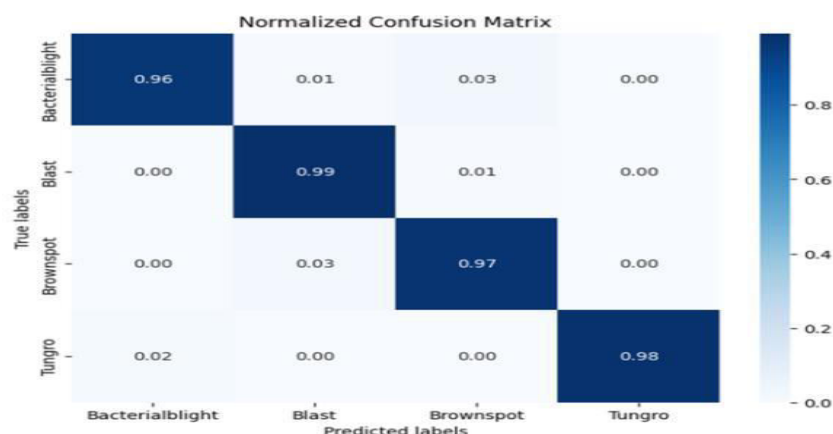


Fig.10. Confusion Matrix

Multiple Sample Prediction:

Expanding on this holistic approach, another advancement could involve integrating predictive modeling and machine learning algorithms with drone technology for real-time field monitoring. Drones equipped with high-resolution cameras could capture aerial images of rice fields, providing large-scale insights into disease severity and its potential spread.



Fig.11. Multiple Sample Prediction

These images could then be processed by the CNN model to identify affected areas swiftly, enabling farmers to target specific locations for treatment rather than applying remedies uniformly across fields. Furthermore, the system could analyze environmental factors such as rainfall patterns, temperature fluctuations, and humidity levels in conjunction with image data. This would empower farmers with actionable insights for not only managing current diseases but also predicting potential outbreaks. This synergy between technology and traditional farming practices ensures sustainable crop production while optimizing resources and improving resilience against disease risks.

Website Output:

Another advancement could involve integrating multilingual support into the Streamlit-based platform, enabling farmers from diverse linguistic backgrounds to access the tool effortlessly. This addition would empower more users globally by making the platform inclusive and user-friendly. Moreover, incorporating voice-based interactions within the platform could further simplify the process. Farmers could upload images, receive diagnoses, and access treatment suggestions through spoken instructions. These features would enhance usability and expand the reach of this innovative solution, ensuring that advanced agricultural technologies are accessible to all, regardless of technical proficiency or language barriers. Another potential feature could involve integrating a disease progression tracker into the website. This functionality would allow users to monitor the evolution of a detected disease over time by uploading follow-up images. The platform could then provide updates on the disease's severity and effectiveness of implemented treatments, offering farmers continuous guidance in managing crop health.

Additionally, incorporating a community forum within the website could enable farmers to share their experiences, exchange best practices, and collaboratively address rice cultivation challenges. This collective knowledge base would further empower users and strengthen the platform's impact on agricultural productivity and sustainability.

Rice Disease Detection

Please upload an image of a rice leaf

Drag and drop file here
Limit 250MB per file • JPG, PNG, JPEG

Browse files

BLAST1_072.jpg 13.6KB



Uploaded Image

Predicted Class: Blast

Confidence: @.99937433

Remedies:-

Chemical Pesticides : Carbendazim 50WP @ 500g/ha

Bio-pesticides : Dry seed treatment with *Pseudomonas fluorescens* talc formulation @10g/kg of seed.

Botanical Pesticides : Neem Oil, Garlic Extract, Turmeric Extract

S

Fig.12. Website Output

V. CONCLUSION

Building on these advancements, another potential enhancement could involve integrating IoT (Internet of Things) devices with the CNN-based web application. IoT sensors in rice fields could provide real-time data on environmental conditions such as humidity, temperature, and soil health. By combining this data with the image-based CNN predictions, farmers could receive even more precise and timely recommendations for disease management and prevention. Additionally, expanding the model to detect other crop diseases or even pest infestations could further amplify its utility across diverse agricultural systems. This scalability ensures that similar innovations can be applied to other farming challenges, driving forward sustainable and smart agriculture practices.

REFERENCES

- [1] Rajani P.K, Vaidehi V Deshmukh, Sheetal U. Bhandari, Roshani Raut, Reena Kharat, "Rice Leaf Disease Detection Using Convolutional Neural Network", International Journal on Recent and Innovation Trends in Computing and Communication Published by Auricle Global Society of Education and Research, Vol. 11, Issue no.10s, pp. 512–517, 7th October 2023 ISSN (Online): 2321-8169
- [2] N. P. S. Rathore and L. Prasad, "Automatic rice plant disease recognition and identification using convolutional neural network," 2018 Journal of Critical Reviews, vol.7(15) pp. 6076–6086, 2020.
- [3] K. Ahmed, T. R. Shahidi, S. M. I. Alam and S. Momen "Rice leaf disease detection using machine learning techniques," 2019 International Conference on Sustainable Technologies for Industry 4.0 (STI), pp. 1-5, 2019.
- [4] Shruti Aggarwal, M. Suchithra, N. Chandramouli, Macha Sarada, Amit Verma, D. Vetri Thangam, Bhaskar Pant, and Biruk Ambachew Adugna, "Rice Disease Detection Using Artificial Intelligence and Machine Learning Techniques to Improve Agro Business," Hindawi Scientific Programming Volume 2022.

- [5] B. S. Bari, M. N. Islam, M. Rashid, M. J. Hasan, M. A. M. Razman, R. M. Musa, A. F. A. Nasir, and A. P. Majeed, "A real-time approach of diagnosing Rice leaf disease using deep learning-based faster R-CNN framework," PeerJ Comput. Sci., vol. 7, pp. 1–27, Apr. 2021.
- [6] Guru prasad Deshpande, Rajani P.K, Vishal Khandagle, Jayesh Kolhe, "Comparison of Classification Algorithm for Crop Decision based on Environmental Factors using Machine Learning ", International Journal on Recent and Innovation Trends in Computing and Communication (IJRITCC) Published by Auricle Global Society of Education and Research, Vol. 11, Issue no.9s, pp. 360–368, 31st August 2023 ISSN (Online): 2321-8169
- [7] Xiaoyue Xie, Yuan Ma, Bin Liu, Jinrong He, Shuqin Li, and Hongyan Wang. A deep-learning based real-time detector for grape leaf diseases using improved convolutional neural networks. Frontiers in plant science, 11:751, 2020.
- [8] D. Li, R. Wang, C. Xie et al., "A recognition method for rice plant diseases and pests video detection based on deep convolutional neural network," Sensors, vol. 20, no. 3, p. 578, 2020.
- [9] Jun Sun, Yu Yang, Xiaofei He, and Xiaohong Wu. Northern maize leaf blight detection under a complex field environment based on deep learning. IEEE Access, 8:33679–33688, 2020
- [10] Rajani P.K, Kalyani Patil, Bhagyashree Marathe, Perna Mhaisane, Atharva Tundalwar, "Heart Disease Prediction using different Machine Learning Algorithms", International Journal on Recent and Innovation Trends in Computing and Communication by Auricle Global Society of Education and Research, Vol. 11, Issue no.9s, pp. 354–359, 31st August 2023 ISSN (Online): 2321-8169
- [11] S. Umadevi and K. S. J. Marseline, "A survey on data mining classification algorithms," Proc. IEEE Int. Conf. Signal Process. Communication. ICSPC 2017, vol. 2018-January, no. July, pp. 264–268, 2018, doi: 10.1109/ICSPC.2017.8305851.
- [12] R. R. Atole and D. Park, "A multiclass deep convolutional neural network classifier for detection of common rice plant anomalies," International Journal of Advanced Computer Science and Applications, vol. 9, pp. 67–70, 2018.
- [13] Islam, M. Sah, S. Baral and R. Roy Choudhury, "A faster technique on rice disease detection using image processing of affected area in agrofield, " 2018 Second International Conference on Inventive Communication and Computational Technologies (ICICCT), pp. 62-66, 2018.
- [14] T. Pinki, N. Khatun, and S. M. M. Islam, "Content based paddy leaf disease recognition and remedy prediction using support vector machine," in Proceedings of the 20th International Conference on Information Technology, Dhaka, Bangladesh, January 2018.
- [15] Rajani P.K, Arti Khaparde, Varsha Bendre, Jayasree Katti, "Fraud detection and prevention by face recognition with and without mask for banking application", Multimedia Tools Applications, ISSN: 1573-7721, April 2024.



INTERNATIONAL
STANDARD
SERIAL
NUMBER
INDIA



INTERNATIONAL JOURNAL OF INNOVATIVE RESEARCH

IN SCIENCE | ENGINEERING | TECHNOLOGY

 9940 572 462  6381 907 438  ijirset@gmail.com



www.ijirset.com

Scan to save the contact details